
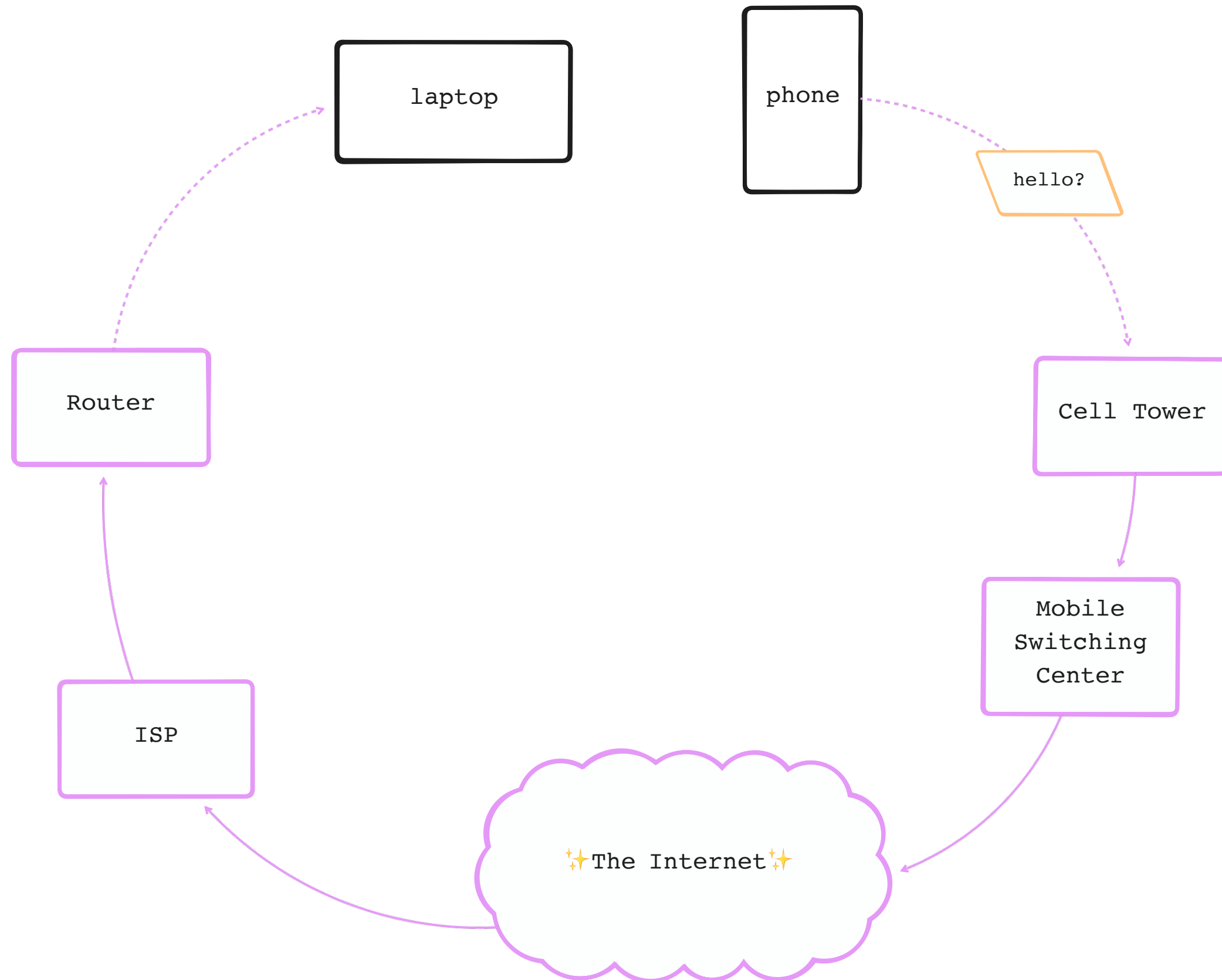



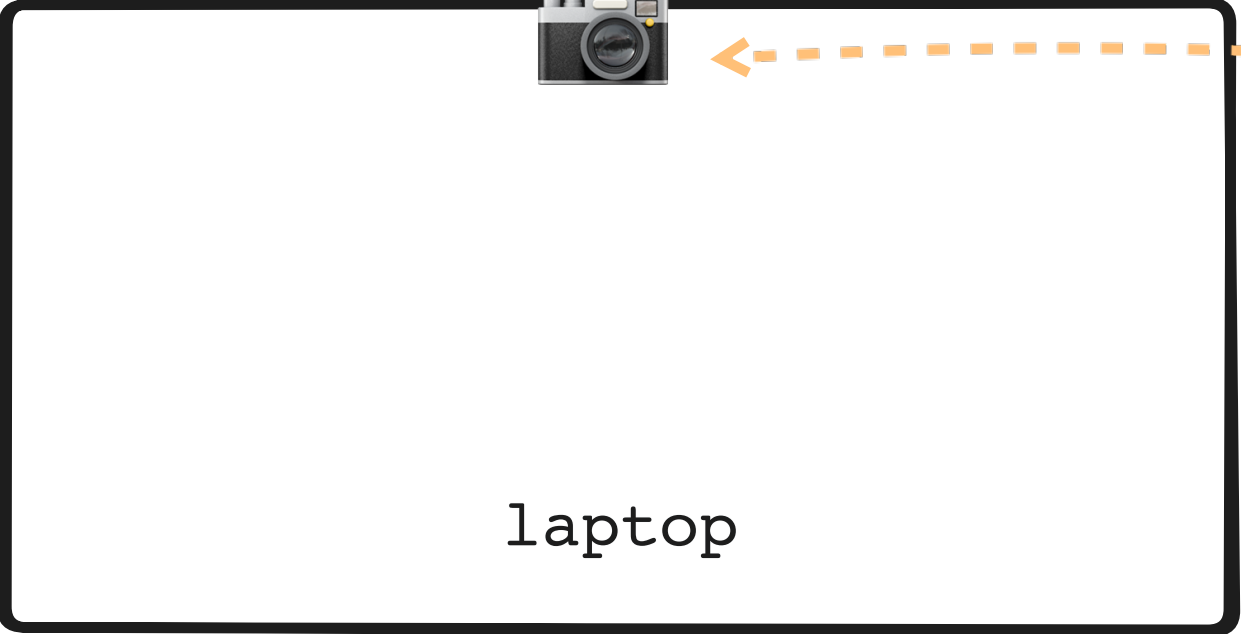
Replacing the internet with QR Codes

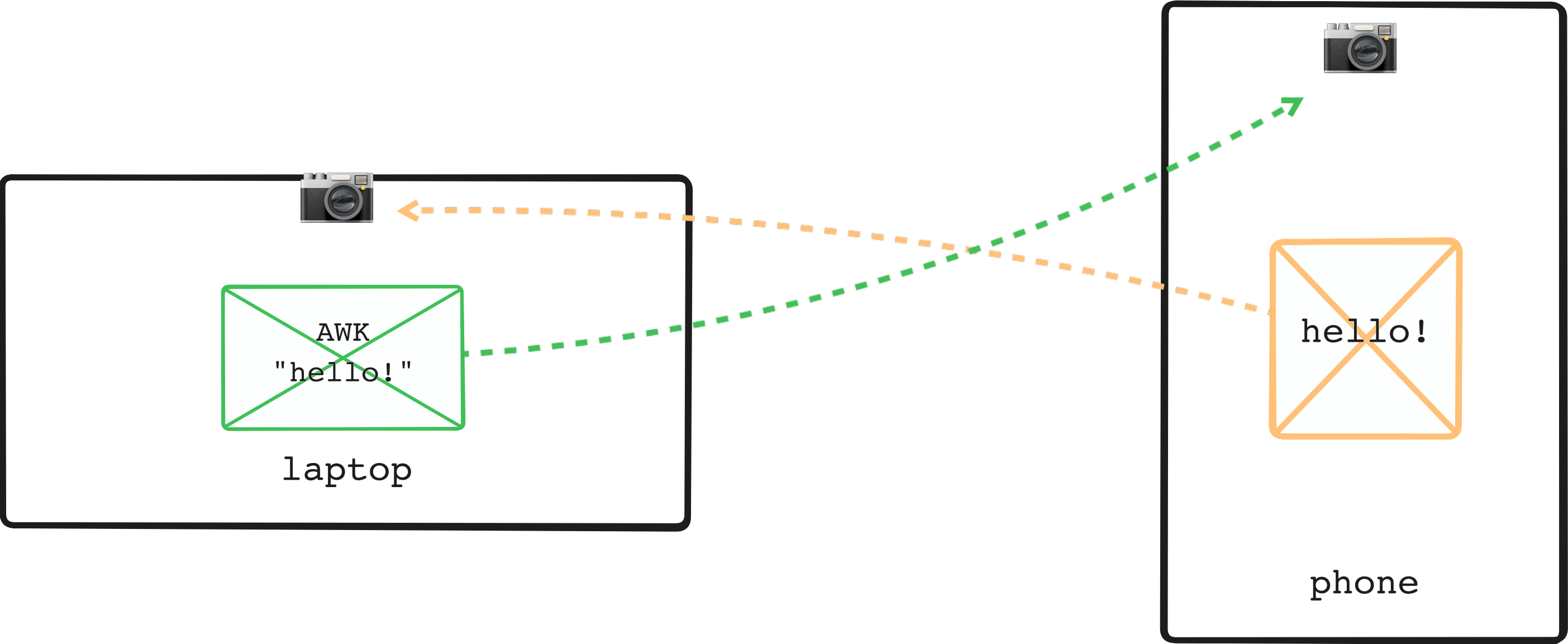
laptop

phone









Can we build this?

qrious - npm

npmjs.com/package/qrious

ProTeamsPricingDocumentation

npm

Search packages

Search

Sign Up

Sign In

qrious

4.0.2 • Public • Published 7 years ago

Readme

CodeBeta

0 Dependencies

112 Dependents

12 Versions

.d88888b. 8888888b. d8b

d88P" "Y88b 888 Y88b Y8P

888 888 888 888

888 888 888 d88P 888 .d88b. 888 888 .d8888b

888 888 88888888P" 888 d88" "88b 888 888 88K

888 Y8b 888 888 T88b 888 888 888 888 "Y8888b.

Y88b.Y8b88P 888 T88b 888 Y88. .88P Y88b 888 X88

"Y888888" 888 T88b 888 "Y88P" "Y88888 88888P'

Y8b

Install

> npm i qrious

Repository

github.com/neocotic/qrious

Homepage

github.com/neocotic/qrious

Weekly Downloads

54,827

Version

4.0.2

License

GPL-3.0

Issues

34

Pull Requests

7

QRious is a pure JavaScript library for generating QR codes using HTML5 canvas.

chat on github

demo live

404 badge not found

license GPL-3.0

npm v4.0.2

Install

Examples

API

Migrating from older versions

BarcodeDetector - Web APIs

developer.mozilla.org/en-US/docs/Web/API/BarcodeDetector

Get real-time assistance with your coding queries. Try AI Help now!

mdn web docsReferencesGuidesPlusCurriculumNEWBlogPlayAI HelpBETATheme

Web APIs > BarcodeDetector

Filter

Specifications

Browser compatibility

See also

BarcodeDetector

ConstructorBarcodeDetector()

Static methodsgetSupportedFormats()

Instance methods

Secure context:

This feature is available only in secure contexts (HTTPS), in some or all supporting browsers.

Note:

This feature is available in Web Workers.

Experimental:

This is an experimental technology. Check the Browser compatibility table carefully before using this in production.

The `BarcodeDetector` interface of the Barcode Detection API allows detection of linear and two dimensional barcodes in images.

Constructors

`BarcodeDetector.BarcodeDetector()`

Creates and returns a `BarcodeDetector` object, with optional

MediaDevices: getUserMedia

developer.mozilla.org/en-US/docs/Web/API/MediaDevices/getUserMedia

Get real-time assistance with your coding queries. Try AI Help now!

mdn web docsReferencesGuidesPlusCurriculumNEWBlogPlayAI HelpBETATheme

MediaDevices > getUserMedia()

Filter

Examples

Specifications

Browser compatibility

See also

Media Capture and Streams API

MediaDevices

Instance methodsenumerateDevices()

MediaDevices: getUserMedia() method

The `getUserMedia()` method of the MediaDevices interface prompts the user for permission to use a media input which produces a MediaStream with tracks containing the requested types of media.

That stream can include, for example, a video track (produced by either a hardware or virtual video source such as a camera, video recording device, screen sharing service, and so forth), an audio track (similarly, produced by a physical or virtual audio source like a microphone, A/D converter, or the like), and possibly other track types.

It returns a Promise that resolves to a MediaStream object. If the user denies permission, or matching media is not available, then the promise is rejected with NotAllowedError or NotFoundError DOMException respectively.

Note: It's possible for the returned promise to *neither* resolve nor


```
// Show a QR Code
new QRious({
  element: this.element.querySelector(`#qrcode`),
  value: "https://your-cool-site.com",
});

// --- other device ---


// Read a QR Code
const detector = new BarcodeDetector({
  formats: ["qr_code"],
});

for (const code of detector.detect(video)) {
  alert(code.rawValue); // "https://your-cool-site.com"!
}
```

Live Demo

"the protocol"

1. http://example.com/hello.html
2+. [RX, TX, MESSAGE]



Sending messages

Chat

qRPC

Speed test

Signalling

remotehack.space/QR-

TX

ⓧ @benjaminbenben (?)

 @benfoxall

27 April 2024

09:30 British Summer Time